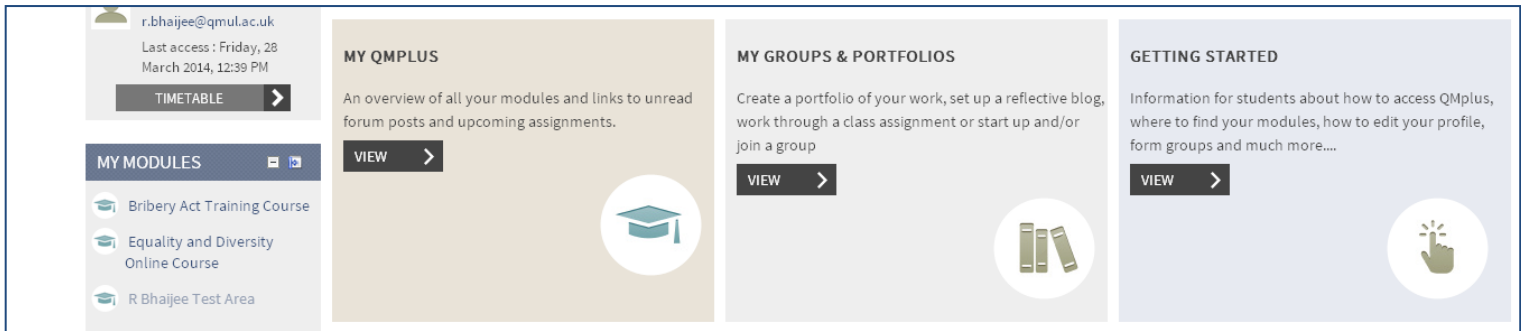
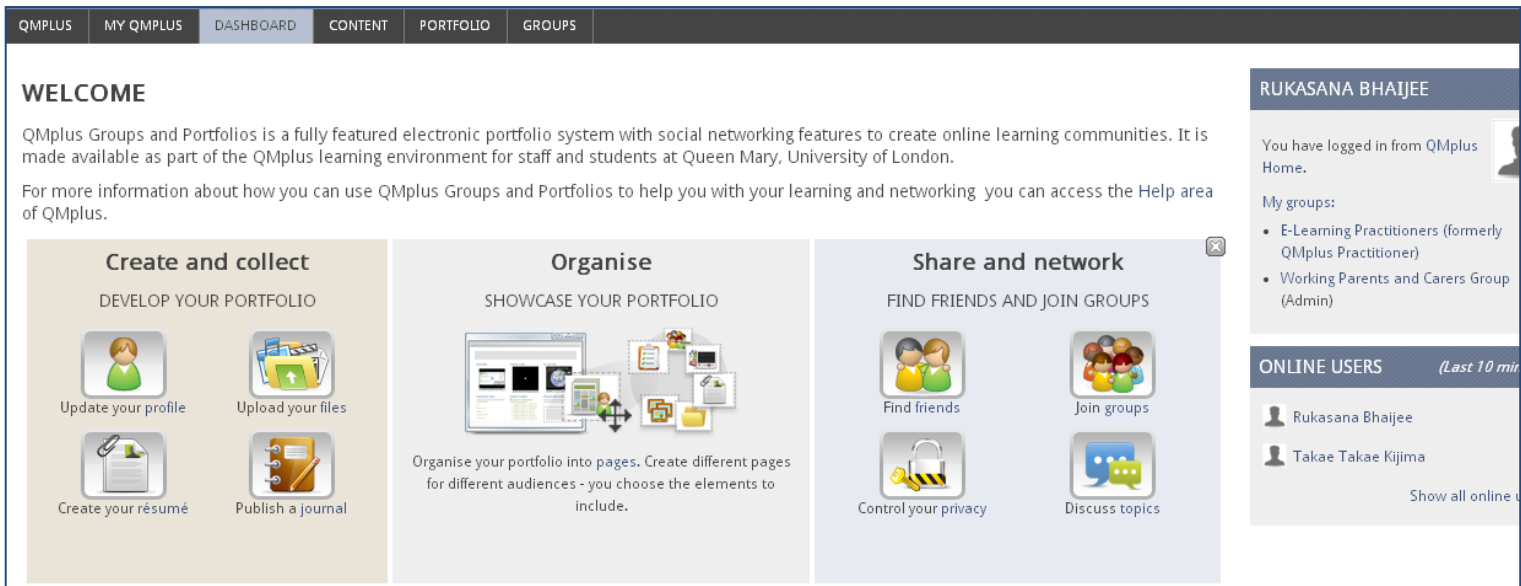


Join the Working Parents and Carers Group on QMplus

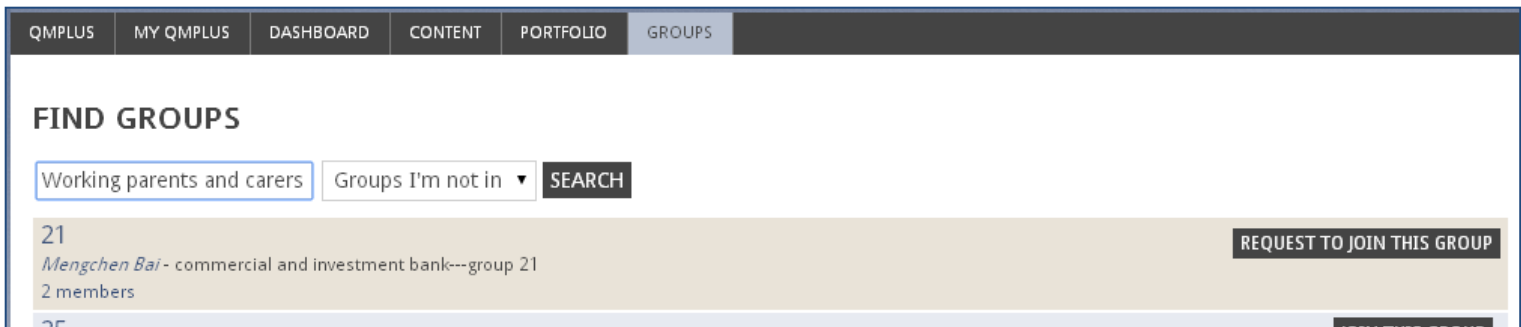
1. Log into QMplus at: <http://qmplus.qmul.ac.uk/>
2. Once logged in, click 'View' within the 'My Groups and Portfolios' section



3. Click on the **Join Groups** tab in the 'Share and Network' section.



4. Search for the **Working Parents and Carers Group**, once listed 'Request to join this group'



5. Once joined you can post a question to the group or read current discussions using the Forum tab.

The screenshot shows the 'FORUMS' tab selected in the navigation menu. The main heading is 'WORKING PARENTS AND CARERS GROUP'. Below the navigation tabs (About, Members, Forums, Pages, Share, Files), there is a 'NEW FORUM' button. The forum list has two columns: 'Forum' and 'Topics'. One forum is listed: 'General discussion' with 1 topic. It includes an 'UNSUBSCRIBE' button, an information icon, and edit/delete icons. Below the list, it shows 'Group administrators: Bertille Calinaud, Rukasana Bhajjee'.

6. There are also pages within the group which will be updated with latest news and feedback from events.

The screenshot shows the 'GROUP PAGES' tab selected in the navigation menu. The main heading is 'WORKING PARENTS AND CARERS GROUP'. Below the navigation tabs, there are 'CREATE PAGE' and 'COPY A PAGE' buttons. A search bar is present with the text 'Search: [input] Title, description, tags SEARCH'. Below the search bar, three pages are listed: 'Group homepage', 'Recent Articles', and 'Working Parents Networking Lunch November 2013'. Each page entry includes a brief description and edit/delete icons.